

DNA/RNA Shield™ collection tube w/ swab

Cat. No(s). R1106, R1107, R1108, R1109

Instructions For Use

Intended Use

The DNA/RNA Shield™ collection tube w/ swab is intended for the collection and transport of clinical specimens to be analyzed by nucleic acid-based assays.

DNA/RNA Shield™ reagent pre-filled into vials ensures sample stability during transport/storage at ambient temperatures without refrigeration or specialized equipment. Specimen collected can be frozen (-20/-80°C) for prolonged periods.

The reagent is compatible with commercially available nucleic acid extraction kits and automated workflows.


Product Description

1 x Sterile swab (80mm breakpoint)
1 x DNA/RNA Shield™ Collection Vial (12 x 80mm)

Storage & Stability

The product should be transported and stored in its original container at 5-25°C until use. DNA/RNA Shield™ and the swab have been tested for product stability during its shelf life.

Label Legend

 Collect sample by


  Catalog number

 Manufacturer

 Storage instructions

 Harmful

 Lot number

 See instruction manual

Warnings and Precautions

DO NOT insert swab into the reagent before collecting a sample.
DO NOT drink, touch or remove the reagent from the vial.

The DNA/RNA Shield™ reagent can be harmful if ingested and may cause irritation if exposed to the skin and eyes.

If the contents of the vial contact your skin, wash the affected area with soap and water. If the contents of the tube are splashed in your eyes, immediately flush eyes with water. Notify your health-care provider if irritation develops. If the contents of the vial are spilled, use a new collection kit.

This product is intended for professional use or for use in POC.
DO NOT use if the product is visibly damaged.

Avoid mixing the reagent and sodium hypochlorite (bleach) or other strong acids and bases. These mixtures could release noxious gases.

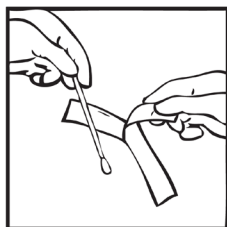
For specifics, consult product Safety Data Sheet (SDS) by contacting Zymo Research Corporation directly.



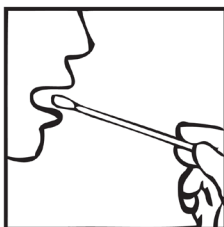
H302: Harmful if swallowed
H315: Causes skin irritation
H319: Causes eye irritation

Instructions For Use (see diagram below)

1. Open package containing swab and collection vial.
2. Peel open the swab package and remove swab.
3. Swab the sample. Common samples can include surfaces, feces, cheeks (buccal), etc.
4. Open the collection tube and insert swab tip into the reagent.
5. Break the swab tip leaving the swab tip in the collection vial.
6. Cap and invert vial several times. The sample is stabilized and ready for transport/storage prior to purification of DNA and/or RNA.



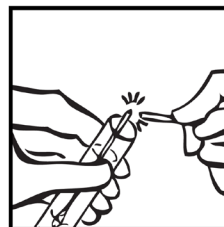
Remove swab from package



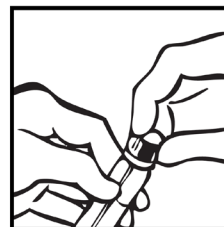
Swab sample



Place swab into vial



Break off swab



Cap vial containing sample



Zymo Research Corp.
17062 Murphy Avenue
Irvine, California 92614 USA



ZYMO RESEARCH

Copyright 2023 Zymo Research Corp. All rights reserved.

Ver. 2.0.0 Date 2023.04



Your distributor in Switzerland

LubioScience GmbH +41 41 417 02 80
Baumackerstrasse 24 info@lubio.ch
8050 Zurich www.lubio.ch