

Plasmid Purification Reinvented



Create Something Extraordinary

Highest Customer Satisfaction.

Unforgettable Experiences.

I loved the ease and rapidity, and that you can use a vacuum! I really was imagining this would be another copycat kit with no real benefit, but I was really surprised.



W. G.-B. (Massachusetts General Hospital)
ZymoPURE™ Plasmid Kit User



This kit is superior to the [Supplier Q] kit in speed of preparation, amount of plasmid recovered and fewer (and easier) protocol steps.

R.K. (University of Alabama at Birmingham)
ZymoPURE™ Plasmid Kit User

"...Overall, the kit is **really easy to use, quick** and the **yield was the best I have ever gotten** in a midi."
H. H. (MIT), ZymoPURE™ Plasmid Kit User

SelectScience® Gold Seal of Quality

SelectScience® Gold Seal of Quality SelectScience® Seals of Quality recognize products that have consistently received multiple positive reviews on SelectScience® and are designed to assist scientists in making important purchasing decisions.



Plasmid Purification Reinvented

Empower your research with ZymoPURE™ and Zyppy® plasmid DNA purification kits. Streamlined methodology and superior technology enables unrivaled speed and performance. At the core of the ZymoPURE™ technology is a novel binding chemistry and membrane that redefines plasmid purity, reduces processing time by 9 fold, and enables > 3 mg of plasmid DNA to be eluted directly from a microcentrifuge column. Zyppy™ technology has simplified workflows with a patented pellet-free direct-lysis procedure that eliminates the need for centrifugation which simplifies automation and high throughput applications.



Plasmid DNA Purification

From *E. coli*

From Yeast

Miniprep Scale

ZymoPURE™ Plasmid Miniprep Kit

≤ 100 µg transfection-grade plasmid DNA from a miniprep.

page 4

Zyppy® Plasmid Miniprep Kits

Pellet-free, high-quality plasmid DNA in only 8 minutes.

page 6 - 7

Midiprep, Maxiprep, and Gigaprep

ZymoPURE™ II Plasmid Prep Kits

Endotoxin-free plasmid DNA in ≤ 18 minutes.

page 2 - 3

BAC, YAC, PAC Plasmid DNA ~200 kb

ZymoPURE™ Plasmid Miniprep Kit & ZymoPURE™ II Plasmid Midi, Maxi, & Gigaprep Kits

Quickly isolate large constructs (~200 kb) using a spin-column.

page 2 - 4

High-Throughput

ZymoPURE™ 96 Plasmid Miniprep Kit

High-throughput purification of up to 100 µg of transfection-grade plasmid DNA.

page 4 - 5

Zyppy®-96 Plasmid Miniprep Kit

Pellet-free procedure for high-quality plasmid DNA.

page 7

Zyppy®-96 Plasmid Magbead Kit

Pellet-free procedure for high-quality plasmid DNA (no centrifugation).

page 8

Zymoprep™ Yeast Plasmid Miniprep Kits

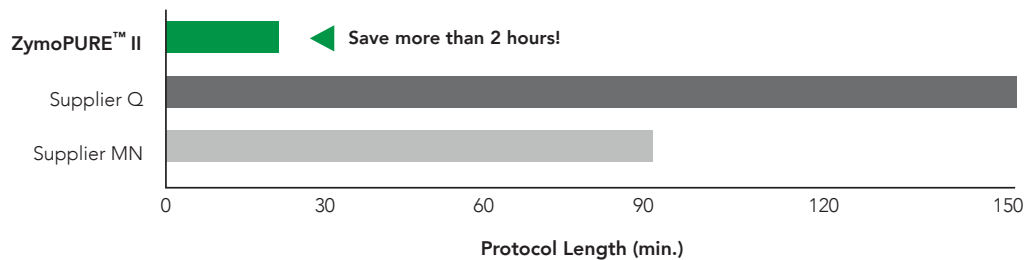
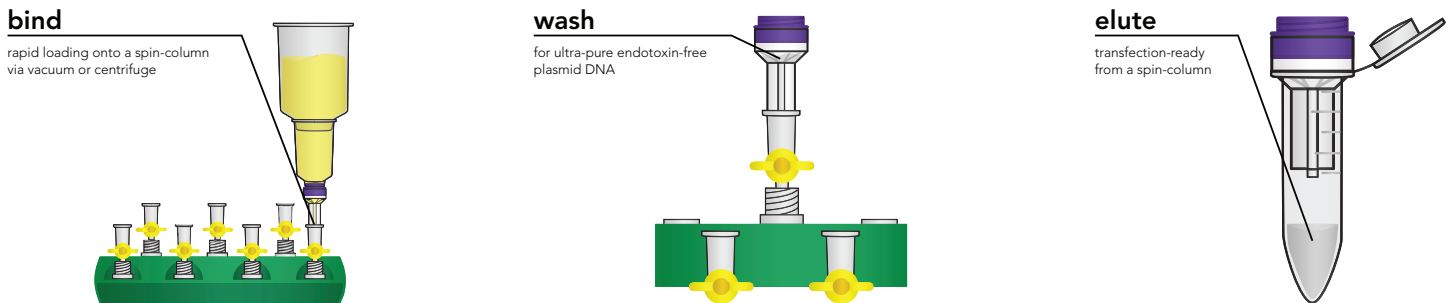
Simple solution for yeast plasmid DNA isolation using Zymolyase.

page 9

ZymoPURE™ II Plasmid Purification Kits

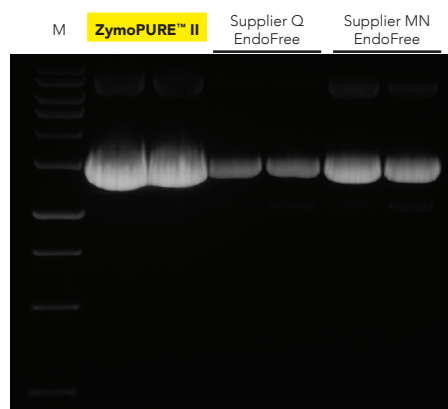
- **Fastest** : Simple 16-minute Midi/Maxi preps.
- **Highest Yield**: Up to 3 mg from a Spin-Column.
- **Ultra-Pure**: Endotoxin-Free and Transfection-Ready.

Perform Transfection-Ready Midi & Maxi preps in Only 16 Minutes

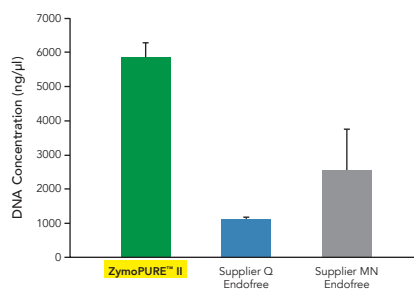


Our patented ZymoPURE™ plasmid purification system features a novel binding chemistry and EZ-Flow™ Spin-Column design that enables simple purification of transfection-ready plasmid DNA up to 9x faster using a vacuum manifold or centrifuge. No gravity flow columns or tedious alcohol precipitation steps are required.

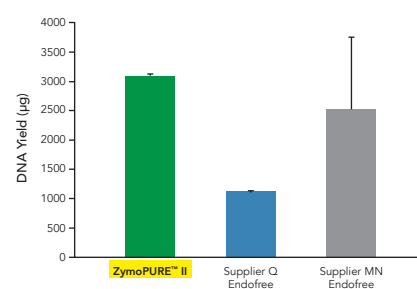
Consistent Highly Concentrated Transfection-Grade Plasmid



Up to 6x More Concentrated Plasmid

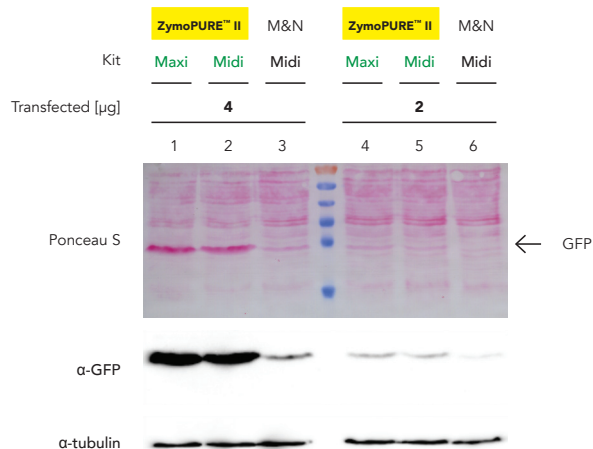


Up to 3x More Plasmid DNA Yield



Yield and concentration for plasmid DNA isolated using the ZymoPURE™ II Maxiprep kit compared to two endotoxin-free kits from Supplier Q and Supplier MN. Plasmid DNA (pGL3[®]) was isolated from 150 ml of JM109 *E. coli* culture grown overnight following the manufacturer's suggested protocol (in duplicate). One (1) μl of eluted plasmid DNA was visualized post agarose gel electrophoresis. M, ZR 1 kb DNA Marker (Zymo Research).

Dependable Purification of Transfection-Grade Plasmid



Plasmid DNA prepared with ZymoPURE Kits exhibit superior transfection efficiency. HeLa Cells seeded in a 6-well plate were transfected with either 2 or 4 μg of pCI-neo[®]+GFP plasmid isolated from 100 ml of bacteria culture using the ZymoPURE Midiprep Kit, ZymoPURE Maxiprep Kit, or MN Midiprep Kit. GFP expression was assessed 48 hours later in cell lysates using western blot and Ponceau S staining. The blot was also probed with an antibody against alpha-Tubulin in order to verify equal loading samples. **Data generated by V.B. at University of Cologne.**

Product	Cat. No.	Size	Processing Time	Culture Volume	Minimum Elution Volume	Maximum Plasmid Yield	Endotoxins
ZymoPURE™ II Plasmid Midiprep Kit	D4200 D4201	25 preps 50 preps	≤ 18 minutes	50 ml	≥ 150 μl	1.2 mg	≤ 0.025 EU/μg
ZymoPURE™ II Plasmid Maxiprep Kit	D4202 D4203	10 preps 20 preps	≤ 18 minutes	150 ml	≥ 300 μl	3.0 mg	≤ 0.025 EU/μg
ZymoPURE™ II Plasmid Gigaprep Kit	D4204	5 preps	≤ 45 minutes	2.5 L	≥ 3 ml	25 mg	≤ 0.025 EU/μg

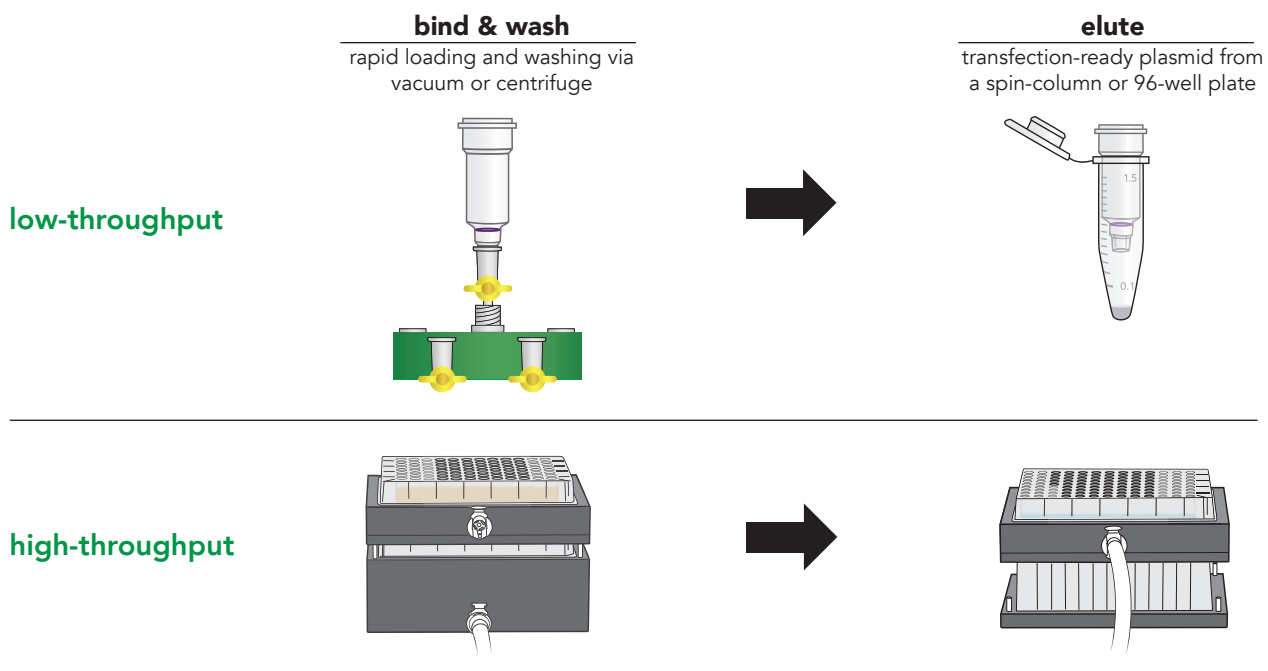
ZymoPURE™ Plasmid Miniprep Kits

- **Convenient Formats:** Available in Spin-Column or 96-Well Plate
- **Highest Yield:** Up to 100 µg of Highly Concentrated Plasmid DNA
- **Transfection-Ready:** Low Endotoxins and Ultra-Pure

Get Your Transfection-Grade Plasmid from a Miniprep!

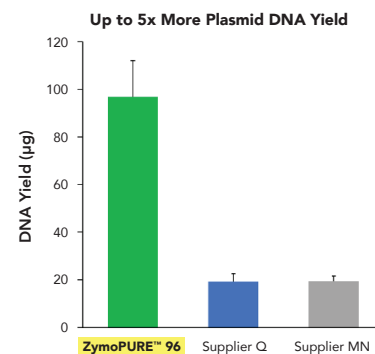
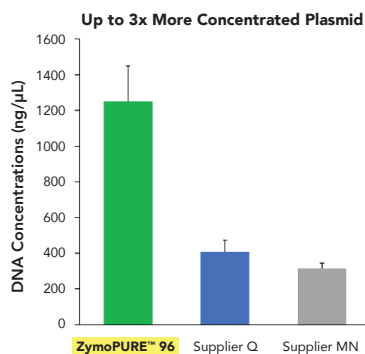
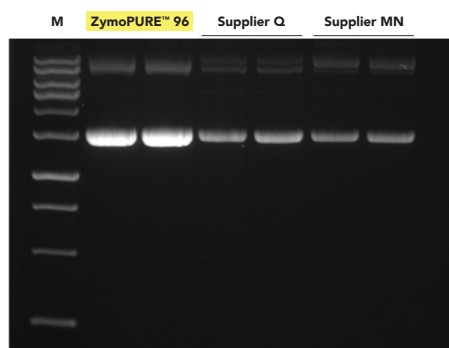


Conveniently Available in Spin-Column and 96-Well Plate Formats



The ZymoPURE™ Miniprep is conveniently available in a spin-column or 96-well plate format that allows for the purification of transfection-ready plasmid DNA using a vacuum manifold or centrifuge.

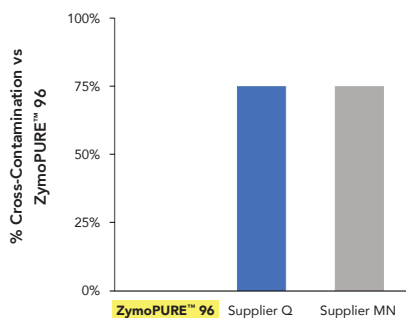
Achieve the Highest Yield of Plasmid DNA from a Miniprep



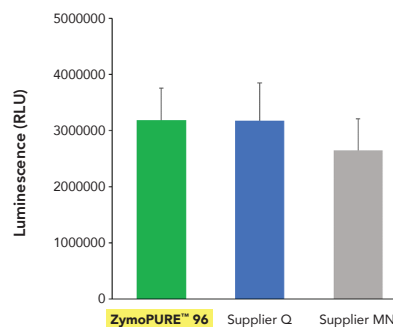
Concentration and yield for plasmid DNA using the ZymoPURE™ 96 Plasmid Miniprep kit compared to two popular 96 vacuum plate kits from Supplier Q and Supplier MN. Plasmid DNA (pGL3®) was isolated from 5 ml of JM109 *E. coli* culture grown overnight following the manufacturer's suggested protocol (in duplicate). One (1) μl of eluted plasmid DNA was visualized post agarose gel electrophoresis. M, ZR 1 kb DNA Marker (Zymo Research).

Robust Purification of High-Quality Plasmid DNA

Novel 96-Well Wash Plate Significantly Reduces Cross-Contamination



Eluted Plasmid DNA is Transfection-Ready



Percent cross-contamination of two popular 96 vacuum plate kits from Supplier Q and Supplier MN compared to ZymoPURE™ 96 Plasmid Miniprep kit. Plasmid DNA (pGL3®) was isolated from 1 ml of JM109 *E. coli* culture grown overnight following the manufacturer's suggested protocol (in replicates). Unused wells adjacent to sample-processed wells were eluted and quantified for the presence of pGL3® plasmid DNA through qPCR. The number of cross-contaminated unused wells was compared between kits.

Transfection efficiency of plasmid prepared using ZymoPURE™ 96 chemistry compared to two popular endotoxin-free kits from Supplier Q and Supplier MN. HeLa cells seeded in a 96-well plate were transfected with 0.2 μg of pGL3® plasmid isolated from an overnight *E. coli* culture. Luciferase activity was measured after 48 hours.

Product	Cat. No.	Size	Processing Time	Culture Volume	Minimum Elution Volume	Minimum Plasmid Yield	Endotoxins
ZymoPURE™ Plasmid Miniprep Kit	D4208T	10 preps	≤ 15 min	5 ml	≥ 25 μl	100 μg	≤ 1.0 EU/μg
	D4209	50 preps					
	D4210	100 preps					
	D4211	400 preps					
	D4212	800 preps					
ZymoPURE™ 96 Plasmid Miniprep Kit	D4214	2 x 96 preps	≤ 60 min	5 ml	≥ 125 μl	100 μg	≤ 1.0 EU/μg
	D4215	4 x 96 preps					

Zyppy® Plasmid Purification Kits

imagine...
plasmid DNA **directly from culture**



1. Add lysis buffer directly to bacterial culture



2. Neutralize



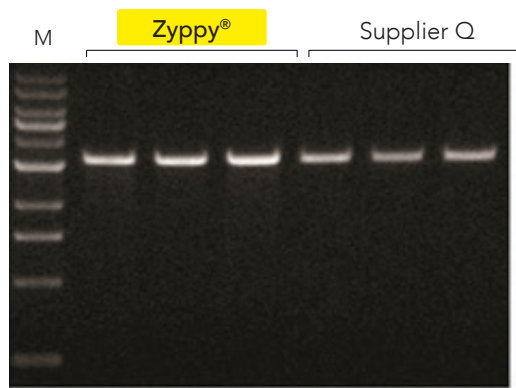
3. Bind, Wash, Elute

Pellet-free, high-quality plasmid DNA in 8 minutes

No Pelleting. No Resuspension.

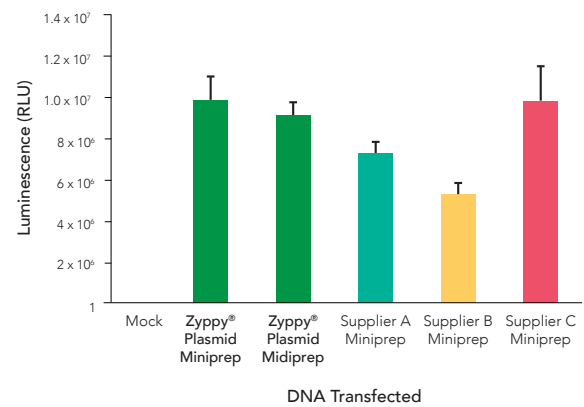
- **Fastest:** 8 minutes from culture flask to high-quality plasmid DNA.
- **Pellet-Free:** Direct lysis procedure omits cell-pelleting and resuspension steps.
- **High Quality:** Plasmid DNA is ready for PCR, sequencing, cloning, and transfection.

Superior Yield



EcoRI digestion of plasmid DNA (pGEM®) isolated from *E. coli* culture using the Zyppy® Plasmid Miniprep Kit or the similar kit from Supplier Q. The amount of DNA loaded was standardized based on culture volume input. Performed in triplicate. The size marker "M" is a 1 kb ladder.

Transfection-Ready

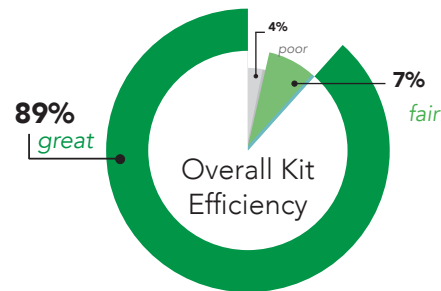


Luciferase activity was measured in lysates from cells transfected with DNA that was extracted using the pellet-free (Zyppy® system) or non-pellet-free (suppliers A, B, and C) formats. Luminescence measurement of luciferase activity is indicated as relative light units (RLU).

Proven Performance



would recommend
this kit to another researcher

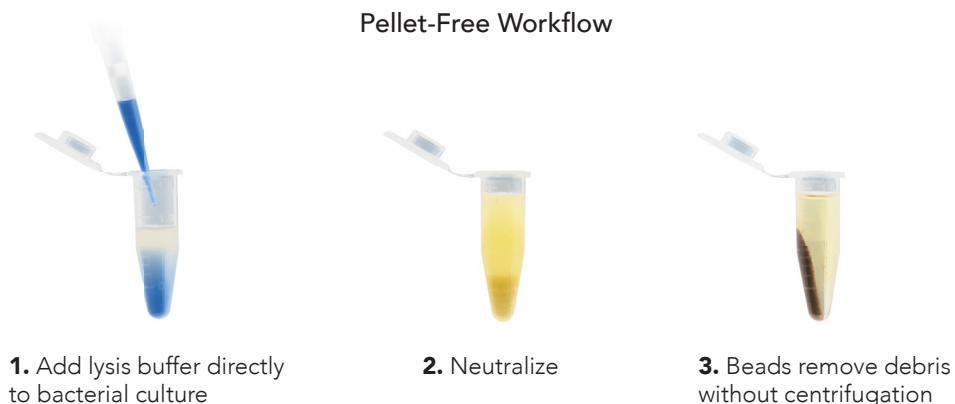


Product	Cat. No.	Size	Processing Time	Culture Volume	Elution Volume	Plasmid Yield	Endotoxins
Zyppy® Plasmid Miniprep Kit	D4036	50 preps	≤ 8 minutes	600 µl – 3 ml	≥ 30 µl	≤ 25 µg	≤ 50 EU/µg DNA
	D4019	100 preps					
	D4020	400 preps					
	D4037	800 preps					
Zyppy®-96 Plasmid Miniprep Kit	D4041	2 x 96 preps	≤ 45 minutes	750 µl	≥ 30 µl	≤ 5 µg	≤ 50 EU/µg DNA
	D4042	4 x 96 preps					
	D4043	8 x 96 preps					

Automated Zyppy® Plasmid Purification

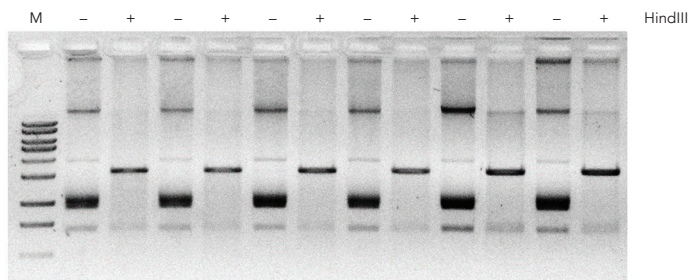
- **Pellet-Free:** Rapid direct lysis procedure omits cell-pelleting and resuspension steps.
- **High Quality:** Ready for PCR, sequencing, cloning, and transfection.
- **Ideal for Synthetic Biology:** Fastest, high-throughput automated method for preparing high-quality plasmid DNA.

Pellet-Free Workflow



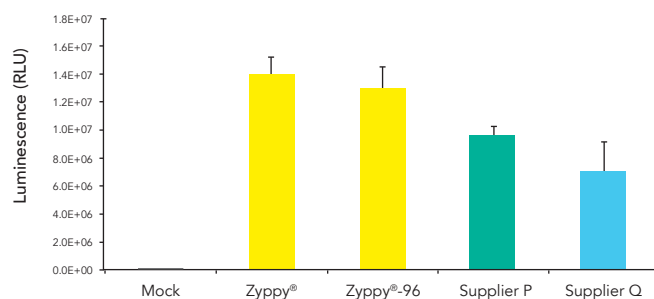
Workflow exemplary of automated procedure: Lysis buffer is added directly to *E. coli* culture with no centrifugation or pelleting necessary. MagClearing Beads are added following neutralization to remove cell debris resulting in a cleared supernatant.

High-Quality Plasmid DNA



Plasmid DNA (pGEM-3Zf(+)) was purified then digested with HindIII for one hour at 37°C. Both undigested (– lanes) and digested (+ lanes) samples were separated in a 1.0% agarose gel. The undigested samples show supercoiled plasmid, while the digested samples show the expected single linearized 3,197 bp fragment. The size marker “M” is a 1 kb ladder.

High Transfection Efficiency



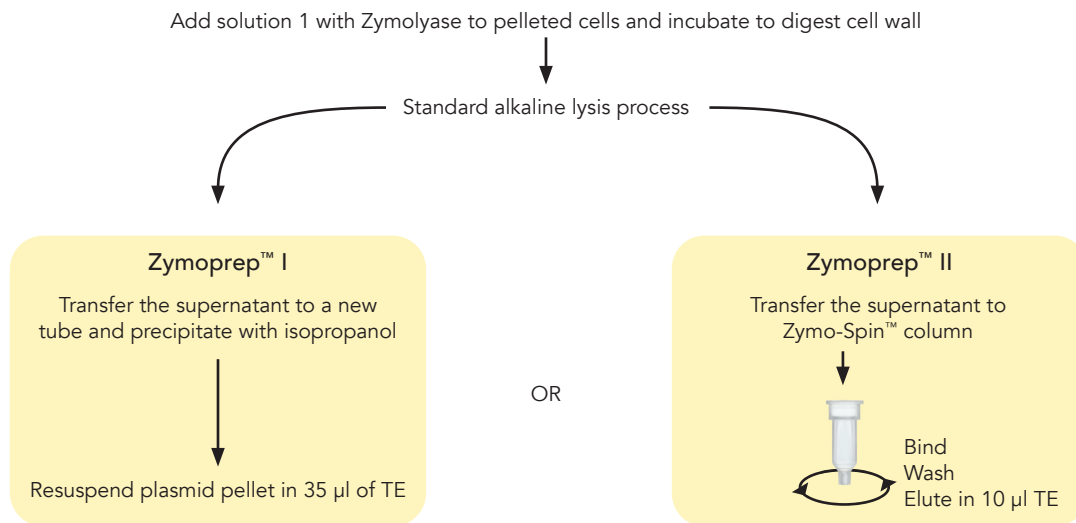
Plasmid DNA isolated with Zyppy® show the highest transfection efficiencies. Luciferase activity was measured in lysates from cells transfected with plasmid DNA extracted using the Zyppy® Plasmid Miniprep Kit or products from Suppliers P and Q. The luciferase activity is indicated as relative light units (RLU).

Product	Cat. No.	Size	Processing Time	Culture Volume	Elution Volume	Plasmid Yield	Endotoxins
Zyppy®-96 Plasmid MagBead Miniprep Kit	D4100	2 x 96 preps	≤ 60 minutes	750 µl	≥ 30 µl	≤ 5 µg	≤ 50 EU/µg DNA
	D4101	4 x 96 preps					
	D4102	8 x 96 preps					



Zymoprep™ Yeast Plasmid Miniprep Kits

- **Simple:** Quickly and easily rescue plasmid from yeast.
- **Efficient Isolation:** Works well with low copy and hard-to-isolate plasmids.
- **High-Quality:** Isolated plasmid DNA is ideal for molecular biology techniques, such as PCR, transformation, hybridization, etc.



Product	Cat. No.	Size	Processing Time	Culture Volume	Elution Volume	Plasmid Yield
Zymoprep™ Yeast Plasmid Miniprep I	D2001	100 preps	≤ 30 minutes	≤ 1.5 ml	N/A	0.01 - 0.3 ng
Zymoprep™ Yeast Plasmid Miniprep II	D2004	50 preps	≤ 25 minutes	≤ 1.5 ml	≥ 10 µl	0.01 - 0.3 ng
Zymoprep™-96 Yeast Plasmid Miniprep	D2005 D2006 D2007	2 x 96 preps 4 x 96 preps 8 x 96 preps	≤ 60 minutes	≤ 1.5 ml	≥ 10 µl	0.01 - 0.3 ng



ZYMO RESEARCH

The Beauty of Science is to Make Things Simple®

Cat. No. B1002-07

The **BEAUTY** of **SCIENCE** is to Make Things **SIMPLE**®



Your distributor in Switzerland

LubioScience GmbH
Baumackerstrasse 24
8050 Zurich

+41 41 417 02 80

info@lubio.ch
www.lubio.ch